

Foundation

Funds raised in 2018.....\$8.31M

Fundraising Priorities:

Scholarships.....\$3.75M
 Mineral Industries Building\$34M
 Surbeck Center Expansion.....\$5M
 Mines Annual Fund\$650K

Alumni (as of March 2018)

Total number of graduates 18,936
 Total number of living alumni 16,231

Economic Impact in South Dakota (based on 2016 data)

\$238 million of annual economic impact to SD from a state investment of \$16.3M

520 jobs in SD

1,981 full-time jobs from the resulting economic activity

SD Mines acquired \$11.5M in federal and private grants and contracts for research, development, and projects

SD Mines students injected approximately \$16.2M into the SD economy through their day-to-day living expenses (does not include tuition and fees)

5,995 people live in SD because of the presence of SD Mines and the accompanying economic activity

Athletics

Football (men)
 Basketball (men/women)
 Cross Country (men/women)
 Golf (men/women)
 Soccer (men)
 Track and Field (men/women)
 Esports (men/women)
 Volleyball (women)
 Scholarships awarded (2018)..... \$1,313,580



Division II

Prestigious Awards Since 2014

Fulbright Scholars (2)
 Goldwater Scholars (2)
 Udall Scholars (3)
 Truman Scholars (1)
 Boren Award (2)
 Critical Language (1)
 First place in Governor’s Giant Vision Business Competition, Student Division (2014-2018)
 Mines Professor SD Entrepreneur of the Year (2018)

Rankings

#1 in South Dakota and #56 in the nation for College ROI (Payscale.com)
 #3 Most Affordable Online Graduate Programs (College Choice)
 #6 Mechanical Engineering Department in the nation (Schools.com)
 #16 Best College for Veterans (College Choice)
 #19 Best Pre-College Summer Programs (Value Colleges)
 #24 in the “35 Best Master’s in Electrical Engineering” (College Choice)

Visit Campus

sdsmt.edu/visit

Foundation

foundation.sdsmt.edu

Alumni Association

alumni.sdsmt.edu

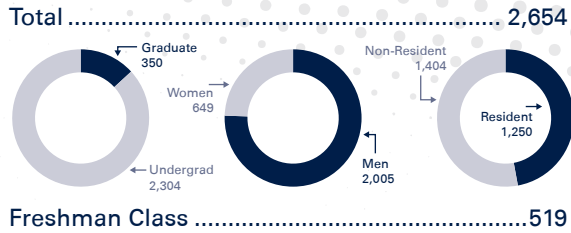


SD MINES

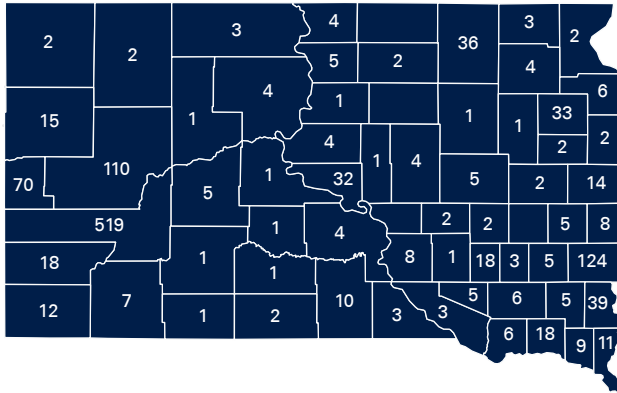
Fast Facts

sdsmt.edu

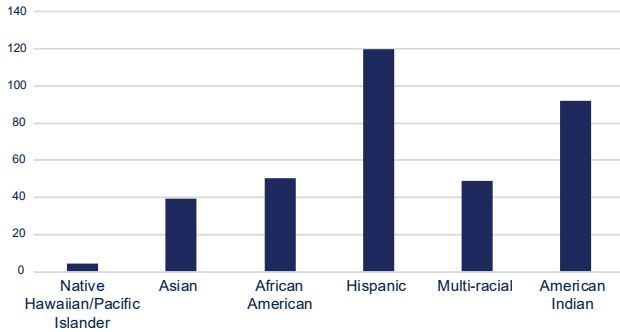
Fall 2018 Enrollment:



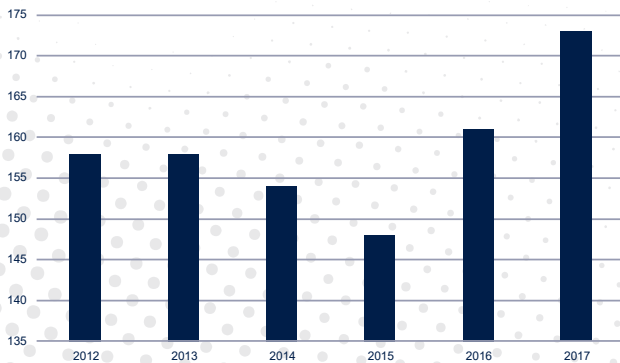
South Dakota Students



Domestic Students of Color (6 Year Average)



Veteran Student Enrollment



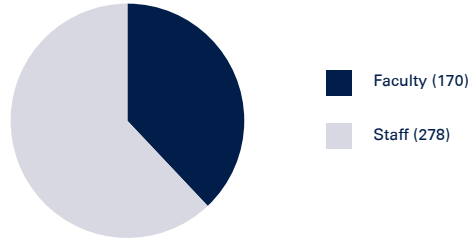
Internships, Co-ops, and Research Experiences (Summer 2018):

262 employers in 42 states
 Average hourly wage \$18.45/hour
 77% of graduates have at least one paid experience before graduation

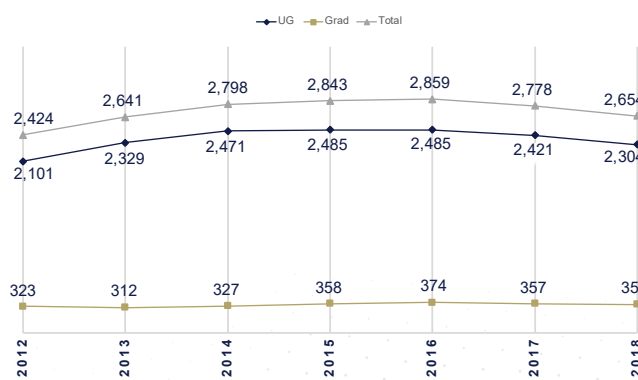
Academics

Undergraduate programs 19
 Graduate programs 15
 Online graduate programs 3
 Accelerated master's degree programs 13
 Minors 18
 Certificates 9

Human Resources



Fall Enrollment



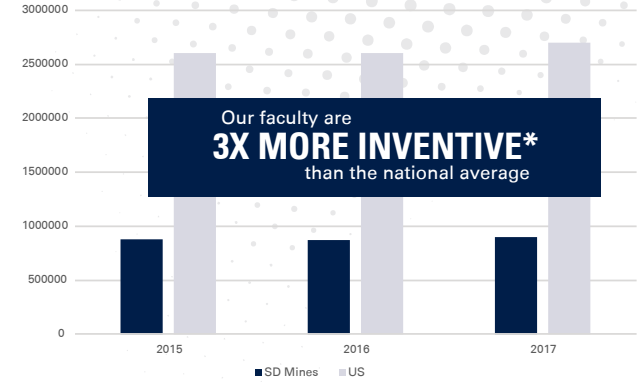
2018-19 Tuition

	SD Residents	SD Advantage & MN Reciprocity	WUE	Non-SD Residents
Tuition & Fees*	\$10,560	\$10,560	\$14,340	\$14,820
Books and Supplies**	\$2,020	\$2,020	\$2,020	\$2,020
Room and Board	\$8,440	\$8,440	\$8,440	\$8,440
Estimated Yearly Cost	\$21,020	\$21,020	\$24,800	\$25,280

Research Awards (FY2018):

Cumulative awards \$13M
 New awards \$8.6M
 Submitted proposals 177

Average Research Expenditure per Invention Disclosure



*Based on the number of inventions disclosed by Mines' faculty for every dollar spent on research at Mines compared to the national average.

Career Outlook:

Placement 97%
 Average starting salary (2016-17) \$61,346
 Number of employers 158
 Grads staying in SD 36%

Top Employers of Mines Grads:

- | | |
|--------------------------------|------------------|
| Kiewit | Cargill |
| Caterpillar | Microsoft |
| Burns & McDonnell | Nucor |
| Freeport McMoRan | LafargeHolcim |
| Innovative Systems | Garmin |
| Baker Hughes | Blattner Energy |
| POET | US Army |
| Logan Aluminum | South Dakota DOT |
| Western States Fire Protection | |
| Applied Control Equipment | |